



HAL
open science

Energy spectra of incident electrons from auroral ionisation profiles

E. Barouch

► **To cite this version:**

E. Barouch. Energy spectra of incident electrons from auroral ionisation profiles. [Research Report] Note technique CRPE n° 87, Centre de recherches en physique de l'environnement terrestre et planétaire (CRPE). 1980, 25 p., graphiques, bibliographie. hal-02191374

HAL Id: hal-02191374

<https://hal-lara.archives-ouvertes.fr/hal-02191374v1>

Submitted on 23 Jul 2019

HAL is a multi-disciplinary open access archive for the deposit and dissemination of scientific research documents, whether they are published or not. The documents may come from teaching and research institutions in France or abroad, or from public or private research centers.

L'archive ouverte pluridisciplinaire **HAL**, est destinée au dépôt et à la diffusion de documents scientifiques de niveau recherche, publiés ou non, émanant des établissements d'enseignement et de recherche français ou étrangers, des laboratoires publics ou privés.

RF 182 (42)

**CENTRE NATIONAL D'ETUDES
DES TELECOMMUNICATIONS**

**CENTRE NATIONAL DE LA
RECHERCHE SCIENTIFIQUE**

**CENTRE DE
RECHERCHES
EN PHYSIQUE DE
L'ENVIRONNEMENT
TERRESTRE
ET PLANETAIRE**

CRPE

**NOTE TECHNIQUE
CRPE / 87**

*Energy spectra of incident electrons
from auroral ionisation profiles*

Par
E. BAROUCH

C.N.R.S.
Centre de Documentation
Scientifique et Technique
Électronique

B
16 JUL. 1981

CENTRE NATIONAL D'ETUDES
DES TELECOMMUNICATIONS
Centre PARIS B

CENTRE NATIONAL DE LA
RECHERCHE SCIENTIFIQUE
Secteur TOAE

CENTRE DE RECHERCHES EN PHYSIQUE DE
L'ENVIRONNEMENT TERRESTRE ET PLANETAIRE

NOTE TECHNIQUE CRPE/87

ENERGY SPECTRA OF INCIDENT ELECTRONS
FROM AURORAL IONISATION PROFILES

par

E. BAROUCH

RPE/HMA
Echelon Issy
3 avenue de la République
92131 ISSY-les-MOULINEAUX

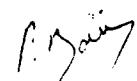
Le Directeur Adjoint



I. REVAH

Le Responsable de l'Echelon

RPE/Issy



P. BAUER

Septembre 1980

Résumé :

On discute les méthodes de calcul de la production de paires électrons-ions dans la région E de nuit par les précipitations d'électrons auroraux, et la variation en altitude du profil d'ionisation qui en résulte. On montre qu'il faut une bonne connaissance du profil du coefficient effectif de recombinaison α_e pour un calcul précis du profil d'ionisation produit par un spectre de précipitation électronique donné. On propose des formules empiriques donnant α_e selon que la température électronique est connue ou non. Enfin, partant de profils de concentration électronique mesurés de nuit en zone aurorale dans des conditions d'aurore diffuse, on calcule le spectre d'énergie des électrons auroraux incidents, son flux total, et sa température équivalente.

ENERGY SPECTRA OF INCIDENT ELECTRONS FROM AURORAL IONISATION PROFILES

E. BAROUCH

CRPE/CNET, 92131 ISSY-LES-MOULINEAUX (FRANCE)

ABSTRACT

The production of ionospheric ionisation at night by auroral electrons and its height dependence are discussed. It is found that the altitude dependence of the effective recombination coefficient α_e of the ions involved is of great importance in determining the ionisation profile produced by a given incident electron spectrum. Empirical formulas are proposed for evaluating α_e as a function of height when the temperature profile is known and when it is unknown. Electron intensity profiles obtained in the auroral zone at night are examined for several nights during conditions of diffuse aurora. The incident electron spectra are computed from these measurements.

INTRODUCTION

The coupling between the magnetosphere and the ionosphere is the subject of intensive research at the present time. Recent papers by Wolf (1975), Atkinson (1978) and Potemra (1979) provide a description and review of current work in this area. Inductive coupling between the corresponding current systems occurs at all latitudes, but in the auroral and polar regions other important mechanisms are at work. The most spectacular and well-studied of these are the visible aurorae. These are initiated (see Rees, 1969 or Meng, 1978 for review articles) by electron precipitations from the plasmasheet or possibly other regions of the magnetosphere into the ionosphere. Indeed, this process is the main ionizing mechanism for the upper atmosphere at night. The consequences of these precipitations on ionospheric characteristics are far-reaching : at night, the conductivity of the ionosphere is increased manyfold which modifies the current systems, coupling and energetic relations in both the magnetosphere and ionosphere. Investigation of the phenomenon of electron precipitation may yield important information

energy electron which can reach the depth z_i , i.e. which has not lost all its energy above this level. Thus the matrix K has zeros in many places. If M is chosen equal to N , K is a triangular matrix with non-zero diagonal elements; this ensures that it has an inverse, and in this case the solution of (6) is :

$$G = F = K^{-1}Y \quad (7)$$

In essence this is the procedure chosen by Vondrak and Baron (1977).

If M is not equal to N , the solution of (6) is

$$G = F = (K^*K)^{-1}K Y \quad (8)$$

if (K^*K) is not singular.

Solving equation (6) by equation (7) or (8) may lead to violently oscillatory behaviour of the values of a curve drawn through the points $(E_i, F(E_i))$ in the E-F plane, if there are substantial errors in the measured samples $y(z_i)$. This is because of the very large dynamic range in the eigenvalues of K^*K , which leads to error amplification (see Twomey for detailed explanations of this phenomenon). Several methods have been proposed to get around this problem, one of the easiest to implement on a computer being the "constrained minimisation" method proposed by Twomey, wherein solutions are found to the equations

$$G = (K^*K - \mu I)^{-1} K Y \quad (2)$$

where I is the unit matrix, and μ is an arbitrary parameter. If $Y^* = KG$, choosing μ such that $|Y - Y^*|$ is of the order of the error ϵ is a reasonable compromise between smoothing the solution G but not satisfying (1) exactly - and satisfying (1) but having unphysical, oscillatory solutions. Some of the results presented hereinafter were obtained by this method. Previously, the eigenvalues of C_{ij} have been calculated for an energy range in E of 1 to 30 KeV, and a measurement accuracy of 5 %, corresponding, hopefully, to an energy deposition accuracy of 10 %. It was found that as the number of measurements increased from 8 to 30, equally spaced in the corresponding range of depths z , the number of independent parameters one could extract for the f_i only increased from 8 to 14 (Below 8 measurements the overlap in kernels is sufficiently

reduced for the number of parameters to equal the number of measurements). With perhaps overconfident optimism it was decided to perform the calculations seeking for 12 independent parameters.

A lot of trouble can be avoided by being more modest in the number of parameters sought and assuming a specific functional form for the spectrum, such as a Maxwellian

$$f(E)dE = AEe^{-E/E_0} dE \quad (8)$$

which is not a bad guess, as far as diffuse auroras are concerned. From this one can compute as in the previous paragraph an ionisation density profile for a few values of E_0 and after suitable normalisation, compare this computed ionisation profile with the measured profiles, then selecting the parameter E_0 which best fits the data, normalised in the same way. This procedure yields a value of E_0 and an estimate on the error in E_0 , and a value of A which is probably quite reliable although the error on A is hard to estimate. An advantage of this method is that the raw data are not squared as in the first method, thus avoiding doubling the error. Some calculations performed in this way will also be presented.

THE EFFECTIVE RECOMBINATION COEFFICIENT

All the above calculations are fairly sensitive to the value and height dependence of the effective recombination coefficient. Torr & Torr (1979) have reviewed the best present values and temperature dependence of rates of the chemical reactions of interest in the atmosphere ; those which concern our problem are the recombination of NO^+ and O_2^+ , which are the most important sinks for the (thermalised) electrons resulting from ionisation by the incident particles. The effective recombination coefficient is the average of these recombination coefficients weighted according to the relative concentrations of these ions, and with due account being taken of the temperature.

Two problems arise in this connection. The ionospheric temperature in the night-time auroral zone is affected by Joule heating, by ionospheric currents and by this direct particle heating. In turn the Joule heating depends on the integrated ionospheric conductivity, which is partly at least due to the ionisation caused by the precipitating electrons. Since the recombination

coefficients for the relevant chemical processes are strongly temperature dependent, and are needed to calculate the incident electron energy spectrum, one cannot rely on "average" temperature-height profiles but must use measured temperatures at the appropriate heights in the calculation. If this is not done then appreciable error may be introduced into the calculation.

The second problem is the weighting of the recombination coefficients of NO^+ and O_2^+ according to the relative concentrations of these ions. Again, the electron precipitations affect these concentrations through the ionisation process and the subsequent chemical reactions. Although radar scattering techniques can yield simultaneous measurements of ionospheric electron density and temperature, they are insufficiently sensitive to provide information about the relative concentration of the ions NO^+ and O_2^+ . Measurements by other means will not always provide data at the same time and place, so that this necessarily remains an open question in most instances. Thus a model for the NO^+/O_2^+ ratio in the auroral ionosphere is indispensable.

In figure (2) which is adapted from Swider and Narcisi (1977) some measured NO^+/O_2^+ ratios measured by rocket flights in the auroral zone at night are plotted. These results have been augmented by measurements by Arnold and Krankowsky (1977) and by Sharp et al. (1979). The heavy dashed curve shows a height dependence of the NO^+/O_2^+ ratio which has been assumed to be "representative" in some sense of this ratio, and which has been used in the remainder of this work. The great variability in the data is probably not due to experimental errors but to actual fluctuations normally present in the auroral ionosphere, so that the "representative" relation chosen is necessarily only an approximation. Figure (3) shows the (normalised) ionisation profiles resulting from a Maxwellian incident electron distribution in an atmosphere with a specified temperature-height profile for three extreme cases : 1) recombination due only to NO^+ , 2) recombination due only to O_2^+ , 3) recombination by the mixture represented by the dashed line in figure (2). As one can see there are notable differences in the shape of the ionisation profiles. The NO^+/O_2^+ ratio apparently varies widely ; it follows that there is an uncertainty in the effective recombination coefficient which in turn leads to an uncertainty in the calculated incident electron spectrum. However, the position of the maximum of the ionisation profile does not seem to be greatly affected : thus, hopefully, for Maxwellian incident electron distributions the position in height of the maximum of the ionisation profile is a "good" estimator of the charac-

teristic energy E_0 of the distribution $f(E)dE \approx E \exp^{-E/E_0}$. This parameter E_0 is quite important for theoretical studies of the auroral precipitation phenomenon, where as the absolute number of electrons precipitated can hardly hope for a theoretical explanation ; so that this method provides information in a form well suited for theoretical analysis, relatively independent of the complications with the recombination coefficient.

Figure 4 shows the height dependance of the effective recombination coefficient obtained from the considerations described, for a model atmosphere with a given temperature profile. Other assumptions about the temperature profile would lead to a slightly different shape of this curve.

TRANSPORT EFFECTS AT LOW ELECTRON DENSITIES

Equation (2) is a consequence of the continuity equation for the electronic density

$$\frac{dn(z)}{dt} = \frac{y(z)}{\bar{I}} - \alpha_z (n(z))^2 + \nabla(nV_e) \quad (9)$$

where V_e is the electronic drift velocity at the depth z . The R.H.S. are respectively the production, loss and transport terms.

Since the recombination loss term is quadratic in the electron density, its influence will be preponderant at sufficiently high electronic densities. To estimate the transport term, we can take typical values of α_z of $3 \cdot 10^{-7} \text{ cm}^3 \text{ sec}^{-1}$, and 10^4 cm/sec for V_e . The characteristic length for the region of interest, is $7 \cdot 10^5 \text{ cm}$. Setting $\nabla(nV_e)$ equal to nV_e/L as a reasonable order of magnitude estimate, one sees that $\alpha n^2 \gg nV_e/L$ if $n \gg 10^4 / (3 \cdot 10^{-7} \times 7 \cdot 10^4) \text{ cm}^3$, i.e. $n \gg 5 \cdot 10^4 \text{ cm}^{-3}$. Thus great caution should be taken with calculations based on equation (2), which neglects the third term on the R.H.S. of equ. (9), at electron densities less than about 10^5 cm^{-3} , as the validity of the approximation breaks down for sufficiently high electron drift velocities, of the order of 100 m/sec. Such values are frequently encountered in the auroral zone.

EXPERIMENTAL RESULTS

Auroral observations using the Chatanika radar on April 12-14 1978* were analysed by both methods with satisfactory results in both cases. The energy spectra obtained by the fit to a maxwellian were satisfactory, which may be due to the fact that diffuse aurorae mainly were detected - either because no auroral arcs were within the line-of-sight or because they were not sufficiently stable to give recognizable signatures in the induced electron density profile. Possibly the more monochromatic electron distributions associated with stable auroral arcs might have caused numerical difficulties which were not encountered during this observation campaign. Figure (5) shows the electron spectra obtained by both methods for a case in which the fit was quite good. Figure (6) shows the fit to the ionisation profile obtained by the maxwellian fit method when the fit is good. A histogram of the quality of the fit using the maxwellian assumption for the total of 87 observations is shown in figure (7).

We can achieve some confidence in the quality of these calculations by looking at the temporal variations of the average incident particle energy total electron number and energy flux (the product of these). Figure (8) shows these quantities plotted at approximately 15 minute intervals throughout the night of April 14th 1978. The prominent features in the figure are the general increase in electron intensity starting around 09 30 UT and the three increases in electron temperature at 10 30, 11 10 and 11 45 UT. From the electric field measured by the Chatanika radar during the same night, one can deduce that the Harang discontinuity swept over the radar site at 09 30 UT, which is the time of the sharp rise in electron temperature and intensity. The magnetogram data shows that a substorm was in progress. Large excursions which occur in several magnetograms coincide roughly in time with the three increases in electron temperature displayed on figure 8. It is satisfying to observe that some measure of compatibility between the electron spectra calculated from the observed density profiles and the concomitant geophysical observations is found, but of course a single night's measurements can only serve to demonstrate that the method is not wholly wrong.

* We are grateful to the Stanford Research Institute team for their kind hospitality at Chatanika and for permission to use this data.

It is hoped to pursue systematic observations of incident electron spectra during aurorae seen from high-latitude incoherent radars and provide data helpful to the clarification of the auroral precipitation program.

ACKNOWLEDGEMENTS

The kind hospitality and permission to use the data provided by the incoherent scatter radar group of SRI International at Chatanika is acknowledged with gratitude. I thank C. TAIEB and M. BLANC for helpful discussions and advice, and G. NEHOU for technical assistance.

FIGURE CAPTIONS

- Figure 1. Number of eigenvalues of C_{ij} whose square root is greater than ϵ (abscissa in the graph). This is equal to the number of independent variables one can hope for when inverting equation (1).
- Figure 2. Measurements of the NO^+/O_2^+ ratio by rocket flights : Swider and Narcisi (1977), Arnold and Krankowsky (1977), Sharp et al. (1979).
- Figure 3. Ionisation profiles for recombination due only to NO^+ (dashed line), only to O_2^+ (dotted line), and for the mixture chosen in this work (continuous line), and for a maxwellian incident electron distribution.
- Figure 4. Recombination coefficient as a function of altitude calculated for the NO^+/O_2^+ ratio given in fig. 2.
- Figure 5. Incident electron spectra obtained by inversion (individual points) and by fitting to a maxwellian (continuous line) from a measured ionisation profile.
- Figure 6. Computed and measured normalized ionisation profiles.
- Figure 7. Distribution of RMS errors for 87 analysed profiles.
- Figure 8. Characteristics of incident electron energy spectra during the night of April 12th 1978 from radar measurements at Chatanika. 1000 U.T. is local midnight.

REFERENCES

- Arnold, F. and D. Krankowsky, Ion Composition and Electron and Ion Loss Processes in the Earth' Atmosphere.
In Dynamical and Cheminal Coupling, ed. Grandal and Holtet, Reidel, Dordrecht, 1977.
- Atkinson, G., Energy flow and closure of current systems in the magnetosphere.
J. Geophys. Res., 1978, 78, 1089-1103.
- Barouch, E., Approximations to the Range-Energy Relationships.
Nucl. Inst., 1968, 61, 113-116.
- Berger, M.J., S.M. Seltzer and K. Maeda, Some new results on electron transport in the atmosphere.
J. Atmospheric and Terrest. Phys., 1974, 36, 591-617.
- Fontheim, E.G., R.S.B. Ong, R.G. Roble, H.G. Mayr, M.J. Baron, W.H. Hoegy, V.B. Wickwar, R.R. Vondrak et J.A. Ionson.
Effect of Anomalous Transport Coefficients on the Thermal Structure of the Storm Time Auroral Ionosphere.
J. Geophys. Res., 1978, 83, 4831-4836.
- Meng, C.I., Electron Precipitations and Polar Auroras.
Space Science Rev., 1978, 22, 223-300.
- Potemra, T.A., Current Systems in the Earth's Magnetosphere.
Rev. Geophys. Space Phys., 1979, 17, 640-656.
- Paul, W. and H. Steinwedel, Interactions of electrons with matter in "Beta -and Gamma- Ray Spectrology", ed. K. Siegbahn, North Holland, Amsterdam 1955.
- Rees, M.H., Auroral Electrons.
Space Science Reviews, 1969, 10, 413-414.

- Sharp, W.E., M.H. Rees, and A.I. Stewart, Coordinated Rocket and Satellite Measurements of an Auroral Event.
J. Geophys. Res., 1979, 84, 1977-1985.
- Swider, W. and R.S. Narcisi, Auroral E-Region : Ion Composition and Nitric Oxide.
Planet. Space Sci., 1977, 25, 103-116.
- Torr, D.G. and M.R. Torr, Review of Rate Coefficients of Tonic Reactions Determined From Measurements Made by the Atmosphere Explorer Satellites.
Rev. Geophys. Space Physics, 1978, 16, 327-340.
- Twomey, S., "Introduction to the Mathematics of Inversion in Remote Sensing and Indirect Measurements".
Elsevier, Amsterdam, 1977.
- Vondrak, R.R. and M.J. Baron, A method of obtaining the energy distribution of auroral electrons from incoherent scatter radar measurements, in Radar Probing of the Auroral Plasma A. Brekke ed, Scandinavian University Books, Oslo, 1977.
- Vondrak, R.R. and R.D. Sears, Comparison of Incoherent Scatter and Photometric Measurements of the Energy Distribution of Auroral Electrons.
J. Geophys. Res., 1978, 83, 1665-1667.
- Wickwar, V.B., Chatanika Radar Measurements in "Atmospheres of Earth and Planets", ed Mc Cormac, Reidel, Dordrecht, 1975.
- Wolf, R.A., Ionosphere-Magnetosphere, Coupling. Space Science Rev., 1975, 17, 537-562.

Influence of accuracy on number of independent variables obtainable from 12 ionisation measurements

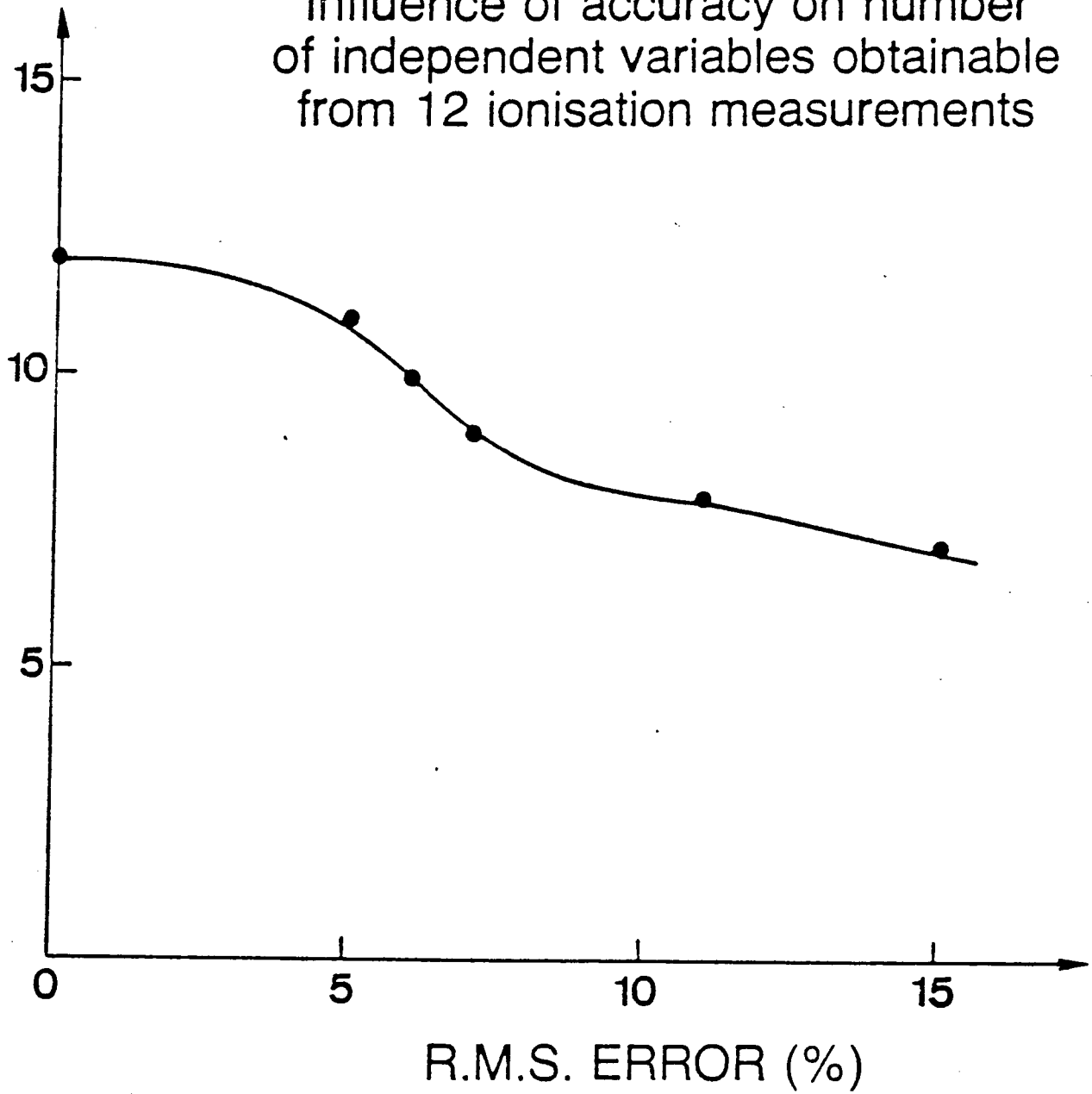


Figure 1

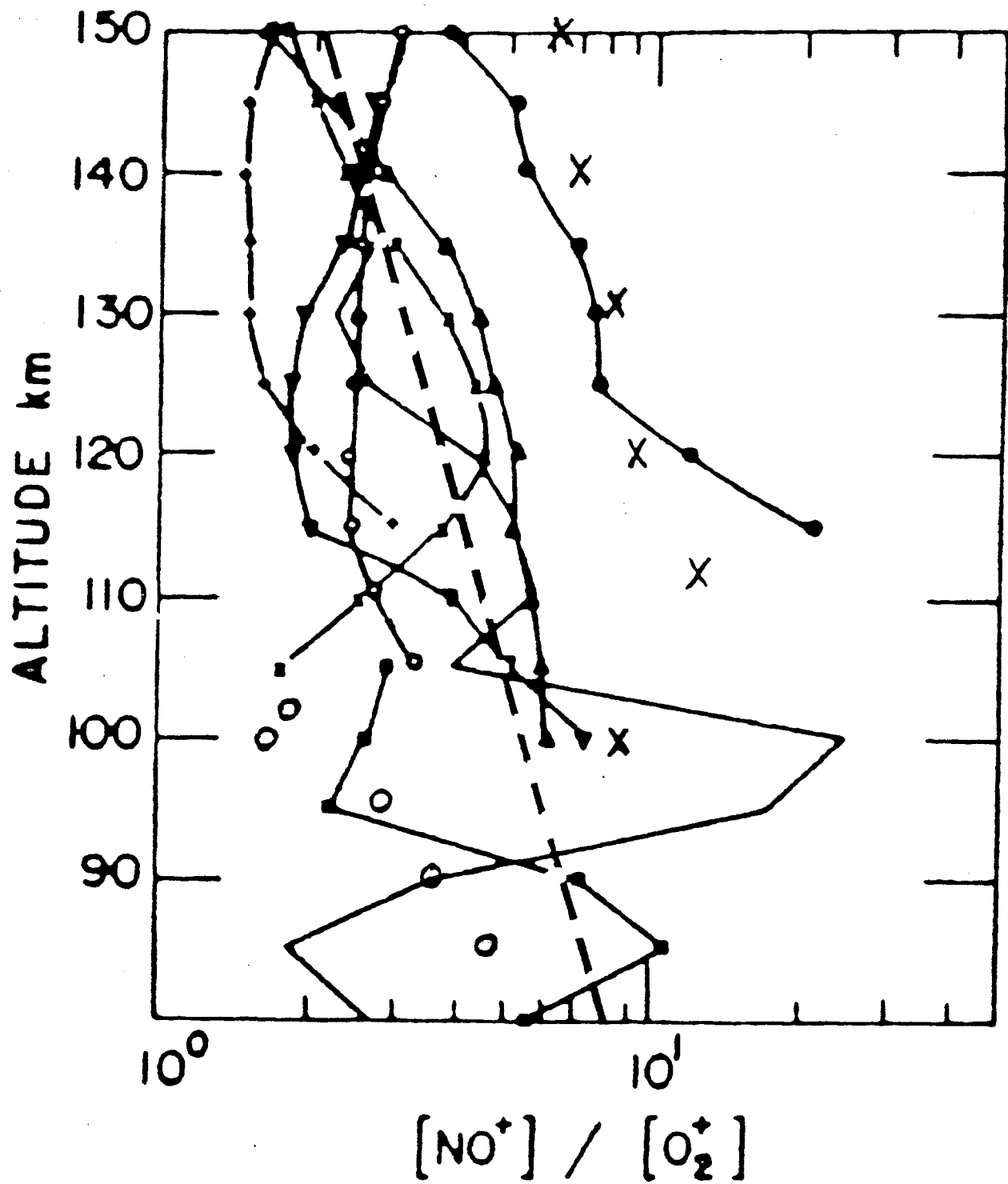
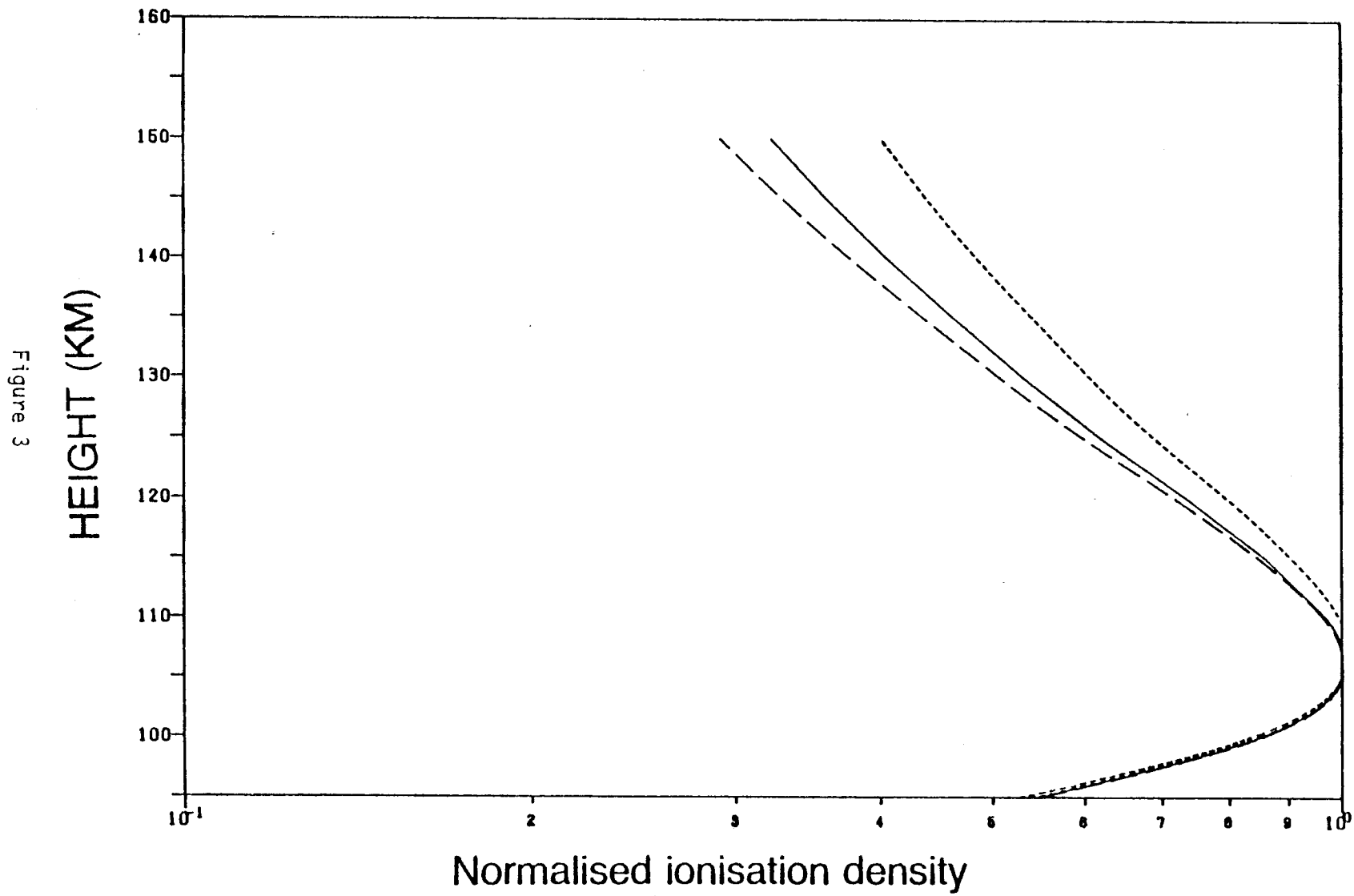


Figure 2

Ionisation profiles for various recombination coefficient profiles



ALFA VS HEIGHT

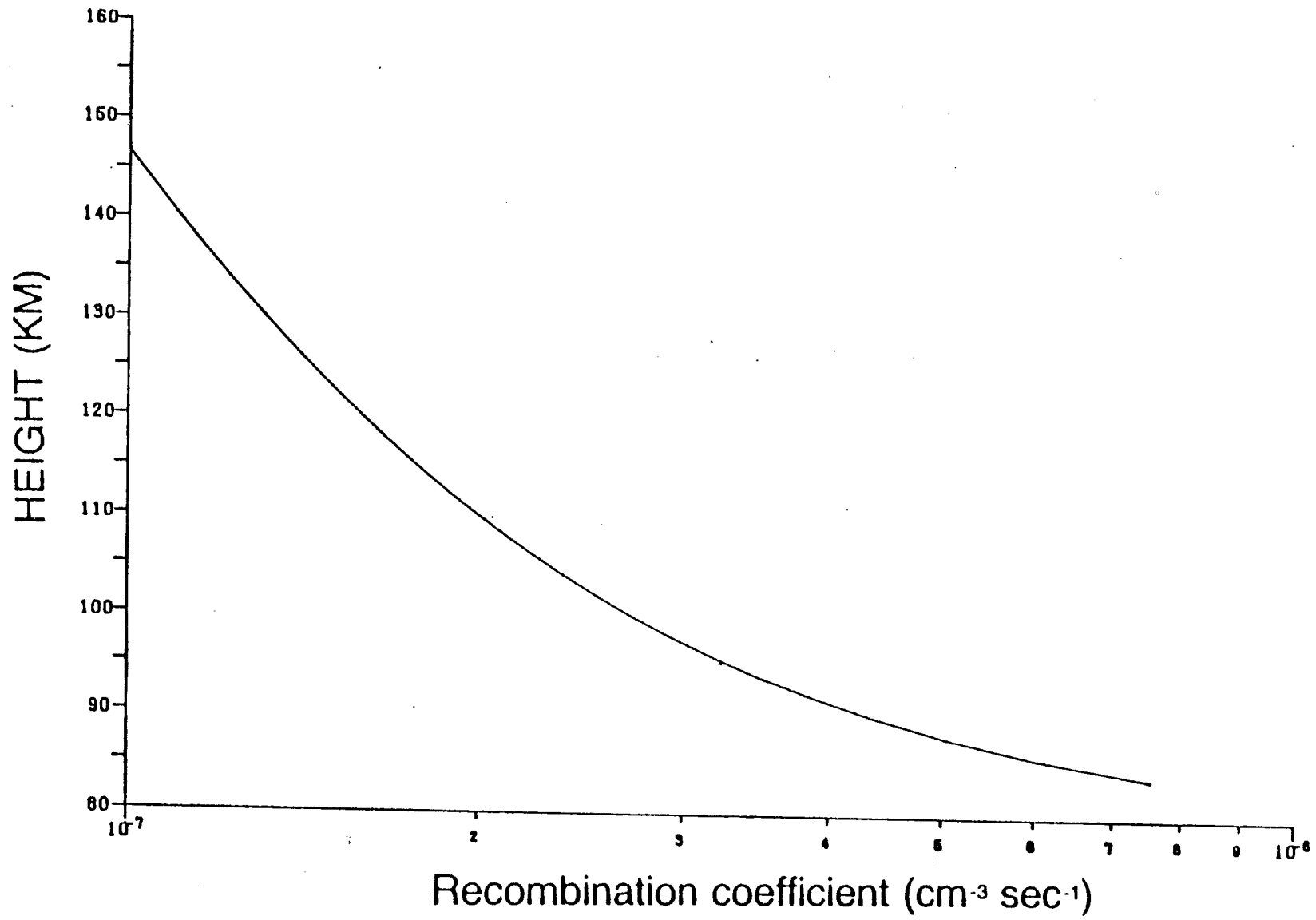


Figure 4

INCIDENT ELECTRON SPECTRUM
CHATANIKA APRIL 12, 1978, 1104 U.T.

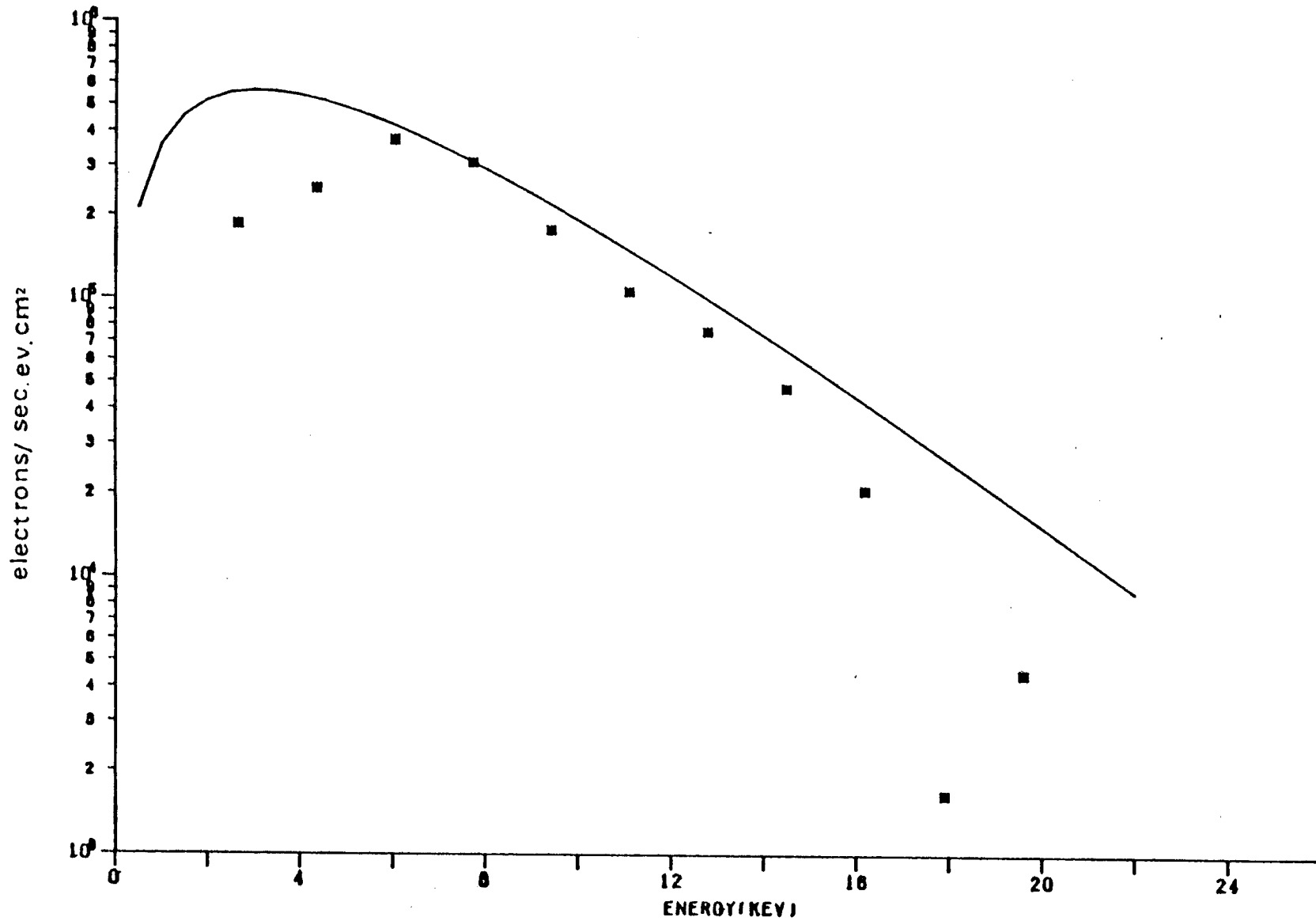


Figure 5

$N(E) = E \cdot \exp(-E/T)$ MODEL

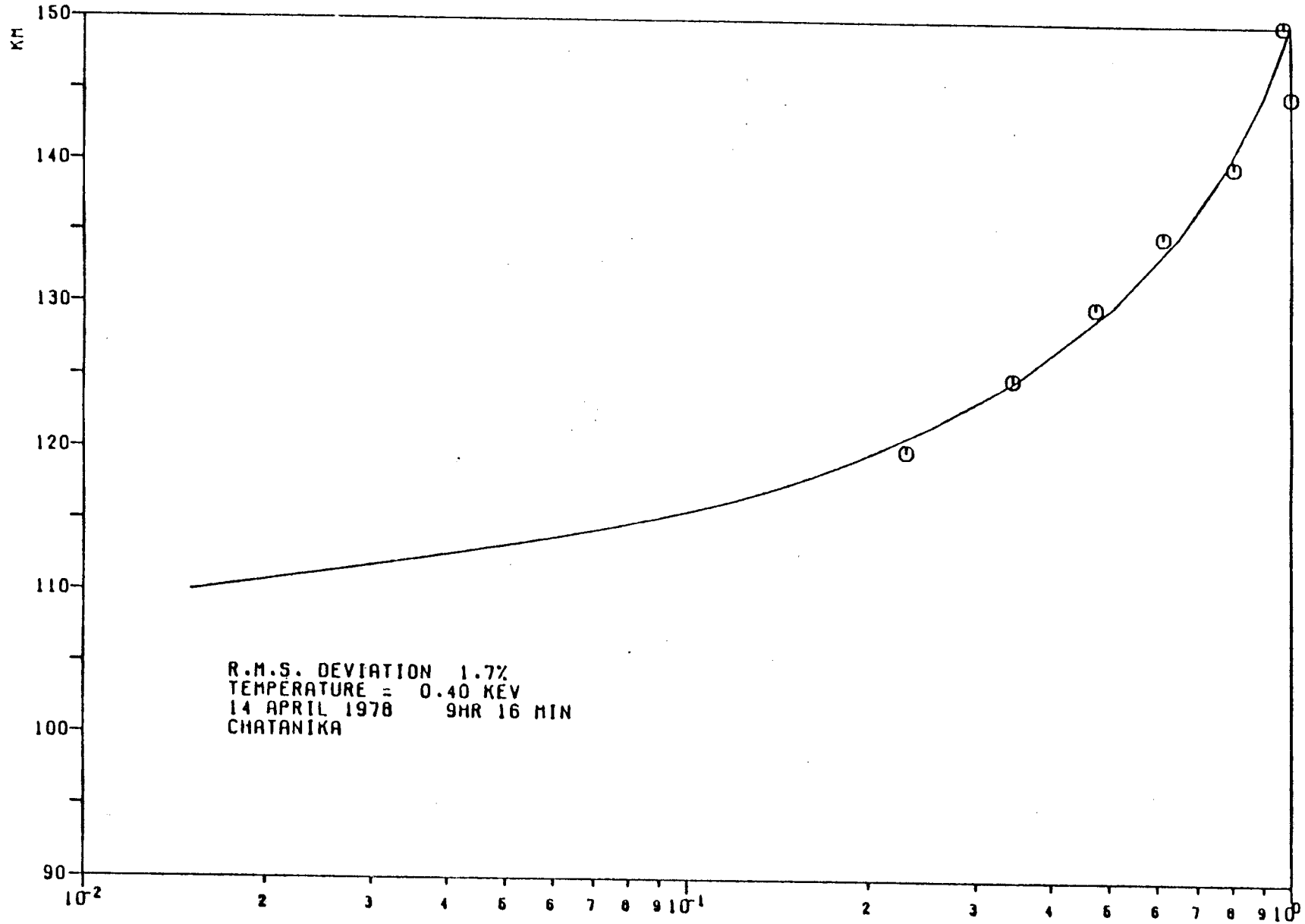
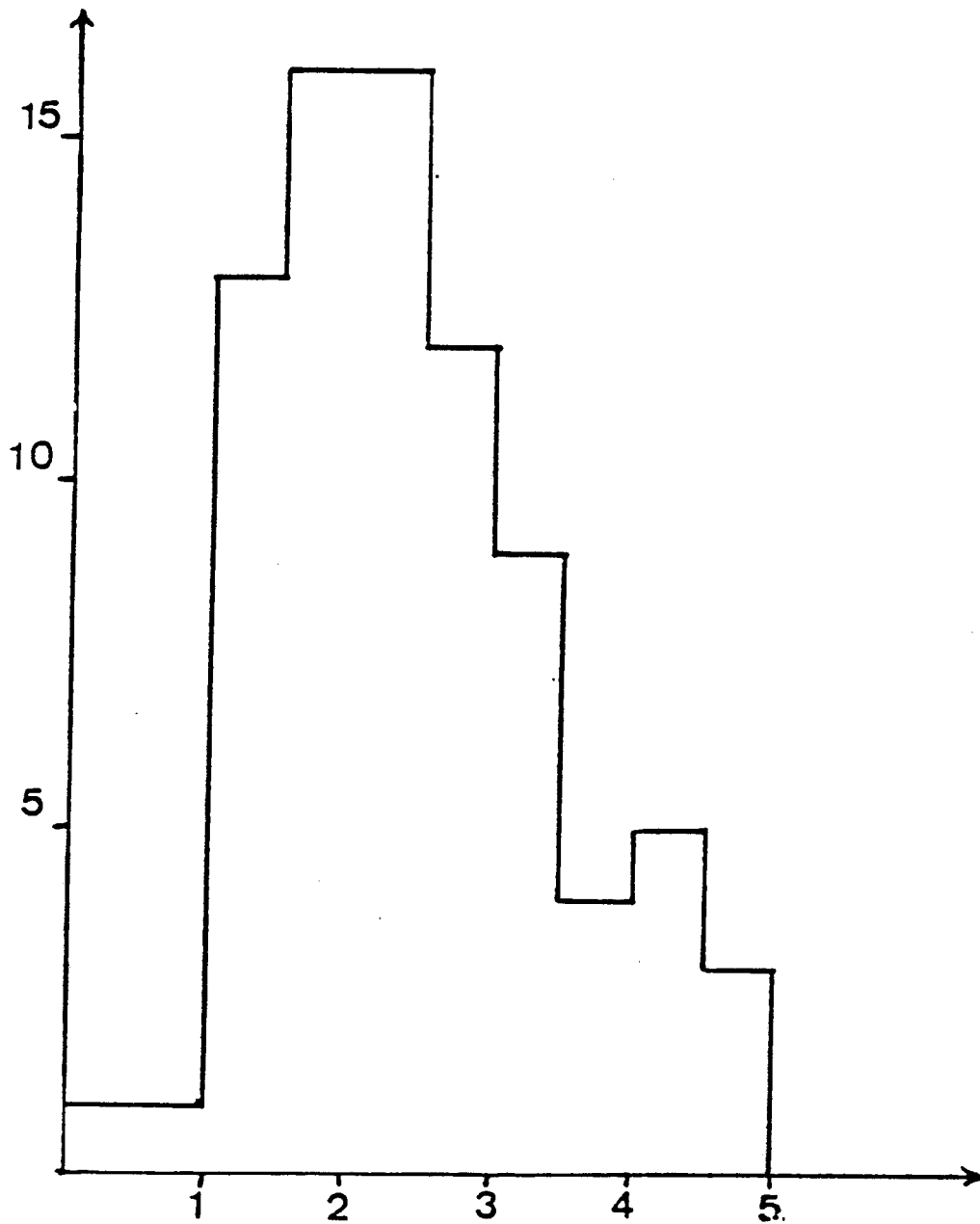


Figure 6

Distribution of RMS errors of fitted ionisation profiles

NUMBER
OF CASES

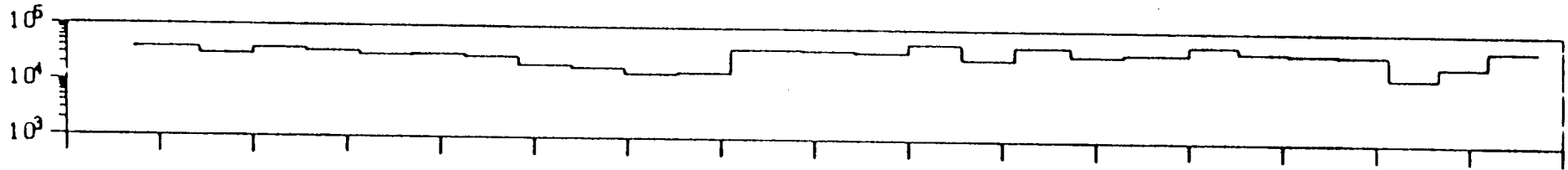


R.M.S. ERROR (%)

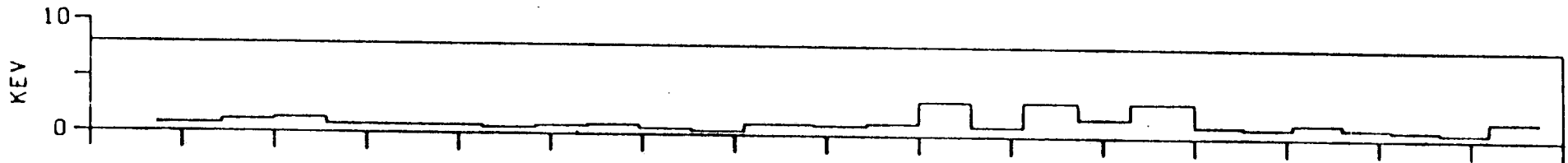
Figure 7

APRIL 14 1978, CHATANIKA

ELECTRON INTENSITY



ELECTRON TEMPERATURE



ENERGY FLUX

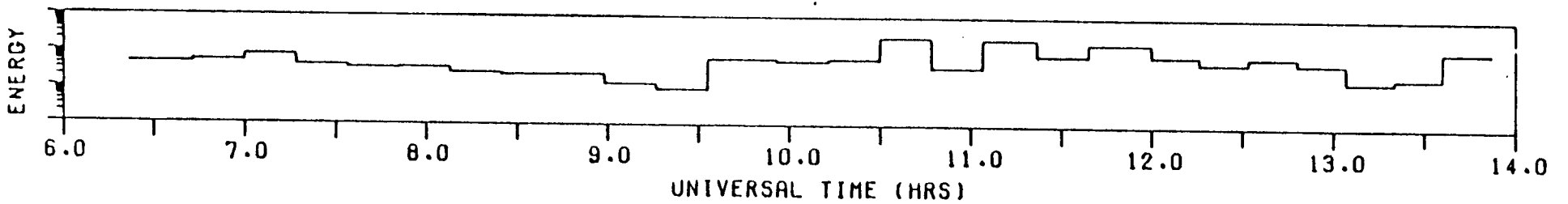


Figure 8

LISTE DE DIFFUSION NOTE BAROUCH

BELGIQUE

LEMAIRE, Joseph Institut d'Aéronomie Spatiale, 3 Avenue Circulaire,
1180-BRUXELLES

FINLANDE

KANGAS, Jorma Department of Physics, University of Oulu,
Linnanmaa, 90570 OULU-57

FRANCE

BAUER, Pierre CRPE/CNET 92131 ISSY-LES-MOULINEAUX
BEGHIN, Christian CRPE/CNRS, La Source, 45045 ORLEANS CEDEX
BLANC, Michel CRPE/CNET 92131 ISSY-LES-MOULINEAUX
CAIRO, Laurent CRPE/CNRS, La Source, 45045 ORLEANS CEDEX
DECREAU, Pierrette CRPE/CNRS, La Source, 45045 ORLEANS CEDEX
ETCHETO, Jacqueline CRPE/CNET 92131 ISSY-LES-MOULINEAUX
FEHRENBACH, Michel Observatoire de Haute-Provence, 04300 FORCALQUIER
GARNIER, Michel Physique et Dynamique de l'Atmosphère, Tour 14,
4, Place Jussieu, 75230 PARIS CEDEX 05
HARVEY, Christopher Observatoire de Meudon, 92190 MEUDON
HIEBLOT, James CRPE/CNRS, La Source, 45045 ORLEANS CEDEX
HIGEL, Bernard CRPE/CNET 92131 ISSY-LES-MOULINEAUX
KOFMAN, Wladek C.E.P.H.A.G., B.P. 46, 38402 ST-MARTIN D'HERES
LATHUILLERE, Chantal " " " "
LEJEUNE, Gérard " " " "
PELLAT, René Centre de Physique Théorique, Ecole Polytechnique
Plateau de Palaiseau, 91128 PALAISEAU CEDEX
PETITDIDIER, Monique Service d'Aéronomie, B.P. 3, 91370 VERRIERES-LE-
BUISSON
PIRRE, Michel CRPE/CNRS, La Source, 45045 ORLEANS CEDEX
POTTELETTE, Raymond Laboratoire de Géophysique Externe, 4 Avenue de
Neptune, 94100 SAINT-MAUR DES FOSSES

PRANGE, Renée	Laboratoire de Physique Stellaire et Planétaire, B.P. N° 10, 91370 VERRIERES-LE-BUISSON
REME, Henri	C.E.S.R., B.P. 4346, 31029 TOULOUSE CEDEX
REVAH, Isaac	CRPE/CNET 92131 ISSY-LES-MOULINEAUX
ROUX, Alain	" "
SAUVAUD, Jean-André	C.E.S.R., B.P. 4346, 31029 TOULOUSE CEDEX
STOREY, Owen	CRPE/CNRS, La Source, 45045 ORLEANS CEDEX
TREILHOU, Jean-Paul	C.E.S.R., B.P. 4346, 31029 TOULOUSE CEDEX

REPUBLIQUE FEDERALE D'ALLEMAGNE

BAUMJOHANN, Wolfgang	Institut für Geophysik, Gievenbecker Weg 61, D-44 MÜNSTER/WESTF
DIEDRICH, Wolfgang	Institut für Geophysik, Herzberger Landstr. 180, D-3400 GÖTTINGEN
HÄRENDEL, Gerhardt	Inst. für Extraterrestrische Physik, Max-Planck Institut für Physik u. Astrophysik, D-8046 GARCHING b. MÜNCHEN
KREMSEK, Gerhard	MPAE, 3411 KATLENGURG-LINDAU
LANGE-HESSÉ, Günther	" "
VASYLIUNAS, Vytenis	" "
VILLAIN, Jean-Paul	" "

HOLLANDE

PEDERSEN, Arne	Space Science Department, ESA, Postbus 299, 2200 AG-NOORDWIJK
----------------	--

NORVEGE

HARANG, Ove	I.M.R., University of Tromsø, Boks 953, 9001-TROMSØ
-------------	---

SUEDE

BOSTRÖM, Rolf	Uppsala Ionospheric Observatory, S-75590 UPPSALA
ELIASSON, Lars	Kiruna Geophysical Institute, P.O.B. 704, S-98127 KIRUNA
HAGFORS, Tor	Kiruna Geophysical Institute, P.O.B. 704, S-98127 KIRUNA

GRANDE-BRETAGNE

CHRISTIANSEN, Peter Physics Building, Sussex University, FALMER,
BRIGHTON BN1 9QH
GOUGH, Paul " " " "
MADAHAR, Bob Lancaster University, Bailrigg, LANCASTER LA1 4QQ
WRENN, Gordon Mullard Space Laboratory, Holmbury St. Mary,
DORKING, Surrey RH5 6NS

U.S.A.

GREENWALD, Raymond APL, Johns Hopkins University, LAUREL, MD. 20810
POTEMRA, Thomas " " " " "
KRIMIGIS, Stamatos " " " " "
DOUPNIK, J.R. CASS, VMC-41 Utah State Univeristy
Logan, UT 84322
BARON, M. Radio Physics Lab, SRI, Menlo Park CA 94025
DE LA BEAUJARDIERE, O. " " " " "
VICKREY, J. " " " " "
REES, F. Geophysical Institute, University of Alaska,
FAIRBANKS, ALASKA
AKASOFU, S.I. " " " "

U.R.S.S.

LAZUTIN, Leonid Polar Geophysical Institute, APATITY 184200,
MURMANSK REGION
USPENSKY, Mikhail " " " "

CRPE
*Centre de Recherches
en Physique de l'Environnement
terrestre et planétaire*

*Avenue de la Recherche scientifique
45045 ORLEANS CEDEX*

Département PCE
*Physique et Chimie
de l'Environnement*

*Avenue de la Recherche scientifique
45045 ORLEANS CEDEX*

Département ETE
*Etudes par Télédétection
de l'Environnement*

*CNET - 38-40 rue du général Leclerc
92131 ISSY-LES-MOULINEAUX*